


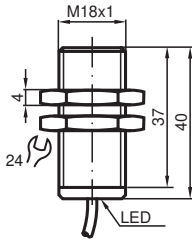
Inductive sensor

NCB8-18GM40-N0-10M-OG

■ 8 mm flush



Dimensions



Technical Data

General specifications

Switching function		Normally closed (NC)
Output type		NAMUR
Rated operating distance	s_n	8 mm
Installation		flush
Assured operating distance	s_a	0 ... 6.48 mm
Actual operating distance	s_r	7.2 ... 8.8 mm typ. 8 mm
Reduction factor r_{Al}		0.39
Reduction factor r_{Cu}		0.36
Reduction factor r_{304}		0.71
Output type		2-wire

Nominal ratings

Nominal voltage	U_o	8.2 V (R_i approx. 1 k Ω)
Switching frequency	f	0 ... 1500 Hz

Release date: 2023-01-26 Date of issue: 2023-01-26 Filename: 70133263_eng.pdf

Refer to "General Notes Relating to Pepperl+Fuchs Product Information".

Pepperl+Fuchs Group
www.pepperl-fuchs.com

USA: +1 330 486 0001
fa-info@us.pepperl-fuchs.com

Germany: +49 621 776 1111
fa-info@de.pepperl-fuchs.com

Singapore: +65 6779 9091
fa-info@sg.pepperl-fuchs.com

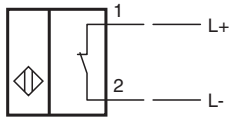
 PEPPERL+FUCHS

Technical Data





Hysteresis	H	1 ... 15 typ. 5 %
Reverse polarity protection		reverse polarity protected
Short-circuit protection		yes
Suitable for 2:1 technology		yes , Reverse polarity protection diode not required
Current consumption		
Measuring plate not detected		min. 2.2 mA
Measuring plate detected		≤ 1 mA
Switching state indicator		all direction LED, yellow
Functional safety related parameters		
MTTF _d		2660 a
Mission Time (T _M)		20 a
Diagnostic Coverage (DC)		0 %
Compliance with standards and directives		
Standard conformity		
NAMUR		EN 60947-5-6:2000 IEC 60947-5-6:1999
Electromagnetic compatibility		NE 21:2007
Standards		EN 60947-5-2:2007 EN 60947-5-2/A1:2012 IEC 60947-5-2:2007 IEC 60947-5-2 AMD 1:2012
Approvals and certificates		
IECEx approval		
Equipment protection level Ga		IECEx PTB 11.0037X
Equipment protection level Gb		IECEx PTB 11.0037X
Equipment protection level Da		IECEx PTB 11.0037X
Equipment protection level Mb		IECEx PTB 11.0037X
ATEX approval		
Equipment protection level Ga		PTB 00 ATEX 2048 X
Equipment protection level Gb		PTB 00 ATEX 2048 X
Equipment protection level Da		PTB 00 ATEX 2048 X
ANZEx		18.3018X
Ambient conditions		
Ambient temperature		-25 ... 80 °C (-13 ... 176 °F)
Storage temperature		-40 ... 80 °C (-40 ... 176 °F)
Mechanical specifications		
Connection type		cable PUR (halogen-free) , 10 m blue , Oil resistant , Flame-retardant as per IEC 60332-1 Mud-resistant according to IEC61892-4, appendix D Flexible at temperatures as low as -40 °C
Core cross section		2x 1 mm ² , black
Housing material		Stainless steel 1.4305 / AISI 303
Sensing face		PBT
Degree of protection		IP66 / IP67
Cable		
Bending radius		> 5 x cable diameter
Material		PUR
Length	L	10 m
General information		
Use in the hazardous area		see instruction manuals

Release date: 2023-01-26 Date of issue: 2023-01-26 Filename: 70133263_eng.pdf

Connection



Accessories

	CPZ18B03	Mounting Bracket with swivel nut
	BF 18-F	Plastic mounting adapter, 18 mm
	BF 5-30	Universal mounting bracket for cylindrical sensors with a diameter of 5 ... 30 mm
	BF 18	Mounting flange, 18 mm